



# My Family





Draw your family picture here.

# My House

◆ Talk about your house and family.

◆ Count the number of square  shapes and write it down.

◆ Count the number of triangle  shapes and write it down.

◆ Count the number of leaves  and write it down.

# Measure Heights in your own Way

1 2 1 2 1 2

- ◆ How many squares tall is each lady?
- ◆ Count and cut the number of squares.

✂

5
4
3
2
1

✂

5
4
3
2
1

✂

5
4
3
2
1

✂

5
4
3
2
1


**NOTE:**

- ◆ Help the children cut each picture along the outlines (use child-friendly scissors).
- ◆ Encourage them to arrange the picture of ladies in order of their height and describe, for example, 'this lady is the tallest, this lady is shorter than this... and this lady is the shortest in height'.

# How many Family Members?




- ◆ Count the family members.
- ◆ Encircle or colour the correct number.



3	4	2	5	1
---	---	---	---	---



4	1	3	2	5
---	---	---	---	---







4	2	1	5	3
---	---	---	---	---



5	1	2	4	3
---	---	---	---	---


# Complete the Patterns

- ◆ Observe and describe the pattern.
- ◆ Cut the correct picture and paste in the given space to complete the pattern.



# Shapes in my House

◆ Colour the picture using the colour code.



Yellow




Red



Blue



Green



◆ Count and write the number of shapes.



.....



.....



.....




.....


# Family Picnic (Picture Reading)

Look at the picture.

- ◆ What is happening in the picture?
- ◆ Have you been on a picnic with your family?
- ◆ What items would you like to eat when you go for a picnic?



- ◆ How many people are there in the family?



- ◆ Draw the pattern given in the fruit basket.



# Circle the Odd One



- ◆ Identify and name the animals and birds.
- ◆ Encircle the odd one in each box.

Cat

Parrot

Rabbit

Monkey

Cat

Pigeon

Parrot

Peacock

Crocodile

Duck

Monkey

Fish

Camel

Peacock


Horse

Dog



# Match the Shadow

◆ Match the picture with their shadows.




Cow




Cat



Monkey



Goat















Horse








# I Spy Animals

- ◆ Identify and name the animals.
- ◆ Say the initial sound of each animal's name.



- ◆ Count and write the number in the box.





## बिंदु मिलान

- ◆ लाल ● बिंदु से मिलान शुरू करें।
- ◆ अब चित्र में अपनी पसंद का रंग भरें।

